


IBC Half Cut

Monofacial

430~450W

GSPV-M10/108H-430W-450W

M10 P type IBC half cut module



KEY FEATURES



M10 non-busbar back contact technology

P type back contact cells technology, 0 busbar, more generation area and higher efficiency.



Super high efficiency cells

The P type IBC cells efficiency is higher than 25%.



Market-leading reliability

No Z shape busbar welding, improve the anti-cracking ability, less micro-crack of cells



Outstanding performance

Super high power, less BOS cost and higher module yield guarantee



Suitable for distributed projects

Elegant appearance, suitable for distributed power station, perfect apply to rooftop architectural aesthetics

CERTIFICATION

IEC61215 | IEC61730 | IEC 61701 | CE | INMETRO

ISO 9001

2015 Quality Management System

ISO 14001

2015 Environmental Management System

ISO45001

2018 Occupational Health and Safety Management System



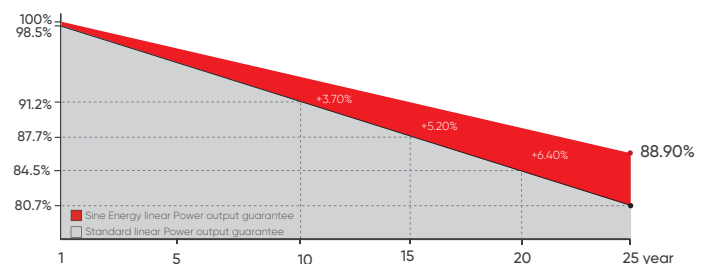
INDUSTRY LEADING WARRANTY

12 years

Guarantee on product material and workmanship

25 years

Linear power output warranty



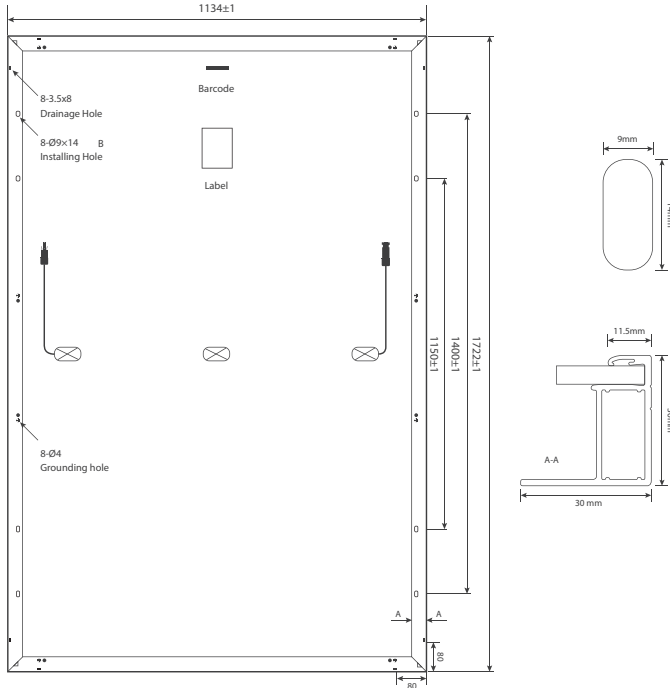
GSPV-M10/108H-430W-450W

Weight
20.8kg

Number of Cells
108pcs(18×6)

Module Size
1722×1134×30mm

Packing
36pcs/pallet, 936pcs/40HQ



MECHANICAL SPECIFICATIONS

Solar Cell Type	182×91mm
Glass	3.2mm tempered, high transmission ART coating
Back Sheet	White KPF
Frame	Black Anodized Aluminium Alloy
Junction Box	IP68
No. of Diodes	3pcs
Output Cable	4.0mm ² ,±400mm (custmized available)
Connector	MC4 Compatible (MC4 Original optional)
Wind/Snow Load	2400pa/5400pa

TEMPERATURE COEFFICIENT

Nominal Operating Cell Temp(NOCT)	45±2 C
Temperature Coefficient of ISC	0.050% C
Temperature Coefficient of VOC	-0.23% C
Temperature Coefficient of Pmax	-0.29% C
Operational Temperature	-40~+85 C
Maximum System Voltage	1500V DC(IEC)
Maximum Series Fuse Rating	25A

ELECTRICAL SPECIFICATION (STC)

	430W	435W	440W	445W	450W
Maximum Power -Pmax(W)	430W	435W	440W	445W	450W
Maximum Power Voltage-Vmp(V)	32.84V	33.04V	33.24V	33.44V	33.64V
Maximum Power Current-Imp(A)	13.10	13.17A	13.24A	13.31A	13.38A
Open Circuit Voltage -Voc(V)	39.13V	39.33V	39.53V	39.73V	39.93V
Short Circuit Current-Isc(A)	14.15A	14.22A	14.30A	14.37A	14.45A
Module Efficiency(STC) -ηm(%)	22.0%	22.3%	22.5%	22.8%	23.0%
Power output tolerance(W)	0~+5W				

STC:Irradiance:1000W/m², Module Temperature:25°C,Air Mass:1.5

Electrical Specification (NOCT)

	321W	325W	329W	332W	336W
Maximum Power -Pmax(W)	321W	325W	329W	332W	336W
Maximum Power Voltage-Vmp(V)	29.97V	30.15V	30.33V	30.51V	30.7V
Maximum Power Current-Imp(A)	10.72A	10.78A	10.85A	10.90A	10.95A
Open Circuit Voltage -Voc(V)	36.74V	36.93V	37.11V	37.30V	37.49V
Short Circuit Current-Isc(A)	11.43A	11.49A	11.55A	11.61A	11.67A

NOCT:Irradiance:800W/m², Ambient Temperature:20°C,Air Mass:1.5,Wind Speed:1m/s

I-V Curve

