

KEY FEATURES

-  Excellent performance in low-light environments
-  High quality junction box and connector systems
-  100% inspection, to guarantee the reliability of solar systems
-  Lower temperature
-  Anti PID
-  Enhanced safety by excellent fire resistance
-  Perfect for sandy, snowy and high latitude regions
-  Lower operating temperature, more reliable
-  Cutcell, Less internal power loss, Less mismatch loss

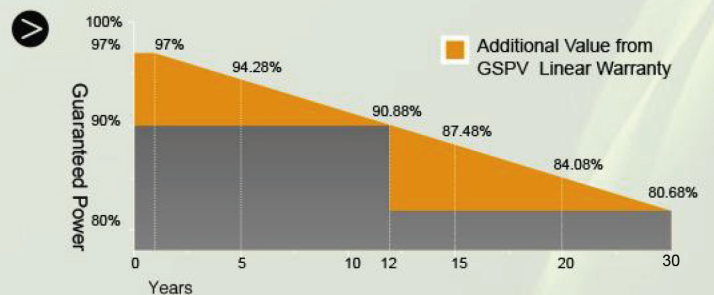
GSPV-M6/144H-430W-460W 430~460 Watt

➤ 166mm 144 Cells PV Solar Module

BLACK *BLACK FRAME/BLACK BACK-SHEET PRODUCTS ARE AVAILABLE UPON REQUEST

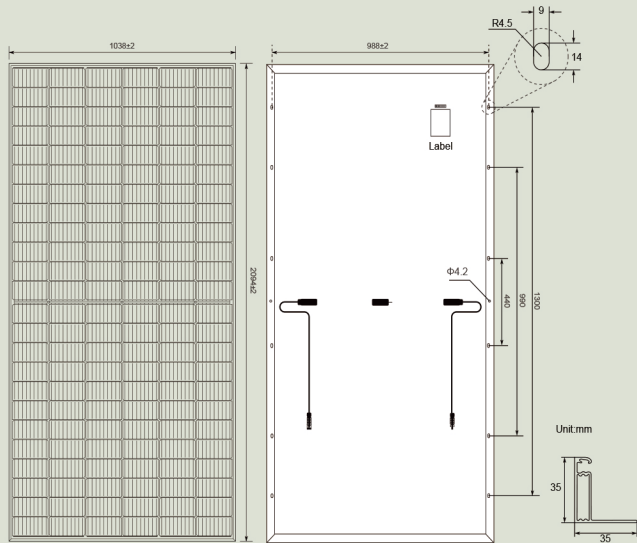
➤

12 Years Material & Craft Quality assurance	12 Years 90% Output Power guarantee	30 Years 80% Output Power guarantee	CPIC CROWD
--	--	--	---------------

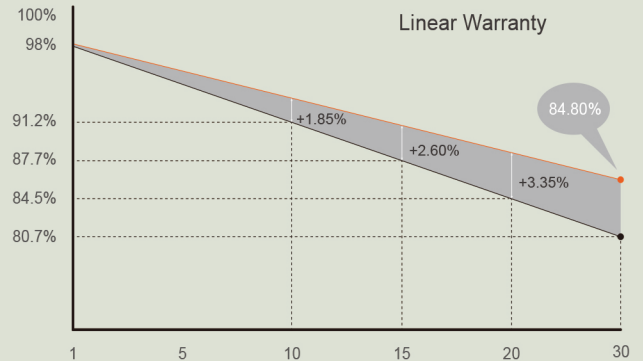


IEC61215
IEC61730
UL61215
UL61730





All Dimensions in mm
The above drawing is a graphical representation of the product.
For engineering quality drawings please contact GSPV.



12 Years
Material & Craft
Quality assurance

12 Years
90% Output
Power guarantee

30 Years
80% Output
Power guarantee

Electrical Characteristics (STC/NOCT)

Module Type	GSPV-M6/144H-430W		GSPV-M6/144H-435W		GSPV-M6/144H-440W		GSPV-M6/144H-445W		GSPV-M6/144H-450W		GSPV-M6/144H-455W		GSPV-M6/144H-460W	
	STC	NOCT	STC	NOCT	STC	NOCT	STC	NOCT	STC	NOCT	STC	NOCT	STC	NOCT
Maximum Power- Pmax(W)	430	317.4	435	321.1	440	324.9	445	328.6	450	332.3	455	336.1	460	339.8
Open Circuit Voltage - Voc(V)	48.5	45.3	48.7	45.5	48.9	45.7	49.1	45.8	49.3	46.0	49.5	46.2	49.7	46.4
Short- Circuit Current - Isc(A)	11.31	9.08	11.39	9.15	11.46	9.21	11.53	9.27	11.60	9.33	11.66	9.38	11.73	9.43
Voltage at Pmax -Vmp(V)	40.7	37.7	40.9	37.9	41.1	38.1	41.3	38.3	41.5	38.5	41.7	38.6	41.9	38.8
Current at Pmax - Imp(A)	10.57	8.42	10.64	8.47	10.71	8.53	10.78	8.59	10.85	8.64	10.92	8.70	10.98	8.75
Module Efficiency -ηm(%)	19.8	/	20.0	/	20.2	/	20.5	/	20.7	/	20.9	/	21.2	/
Power Tolerance(W)	(0, +4.99W)													
Maximum System Voltage(V)	1500Vdc (IEC / UL)													
Maximum Series Fuse Rating (A)	20A													

STC : Irradiance 1000W/m², Cell Temperature 25°C, Air Mass 1.5

NOCT : Irradiance 800W/m², Ambient Temperature 20°C, Air Mass 1.5, Wind Speed 1m/s

Mechanical Specifications

External Dimensions	2094x1038x35mm
Weight	23.3kg
Solar Cells	Mono crystalline 166mm (2x72pcs)
Front Glass	AR Coated 3.2 mm tempered glass
Frame	Anodized aluminum alloy
Junction Box	IP68
Output Cables	4.0mm ² , 50cm (+), 50cm (-), length can be customized
Connector	MC4 Compatible
Mechanical Load	Front Side Max. 5400Pa, Rear Side Max. 2400Pa

Packing Configuration

	2094x1038x35mm	
Container	20'GP	40'HQ
Pieces per Pallet	31	31
Pallets per Container	5	22
Pieces per Container	155	682

Temperature Characteristics

Pmax Temperature Coefficient	-0.350%/°C
Voc Temperature Coefficient	-0.275%/°C
Isc Temperature Coefficient	+0.045%/°C
Operating Temperature	-40~+85°C
Nominal Operating Cell Temperature(NOCT)	45±2°C

Current-Voltage & Power-Voltage Curves (460W)

