













■ P-Type Solar Module

KEY FEATURES

-  Excellent performance in low-light environments
-  High quality junction box and connector systems
-  100% inspection, to guarantee the reliability of solar systems
-  Lower temperature
-  Anti PID
-  Enhanced safety by excellent fire resistance
-  Perfect for sandy, snowy and high latitude regions
-  Lower operating temperature, more reliable
-  Cutcell, Less internal power loss, Less mismatch loss



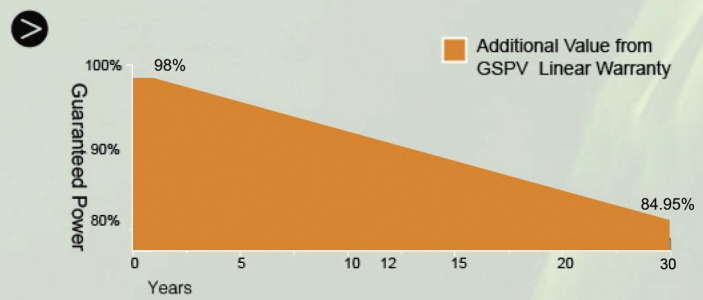
GSPV-M10/144H-535W-555W 535~555 Watt

➤ 182mm 144 Cells PV Solar Module

BLACK *BLACK FRAME/BLACK BACK-SHEET PRODUCTS ARE AVAILABLE UPON REQUEST

➤

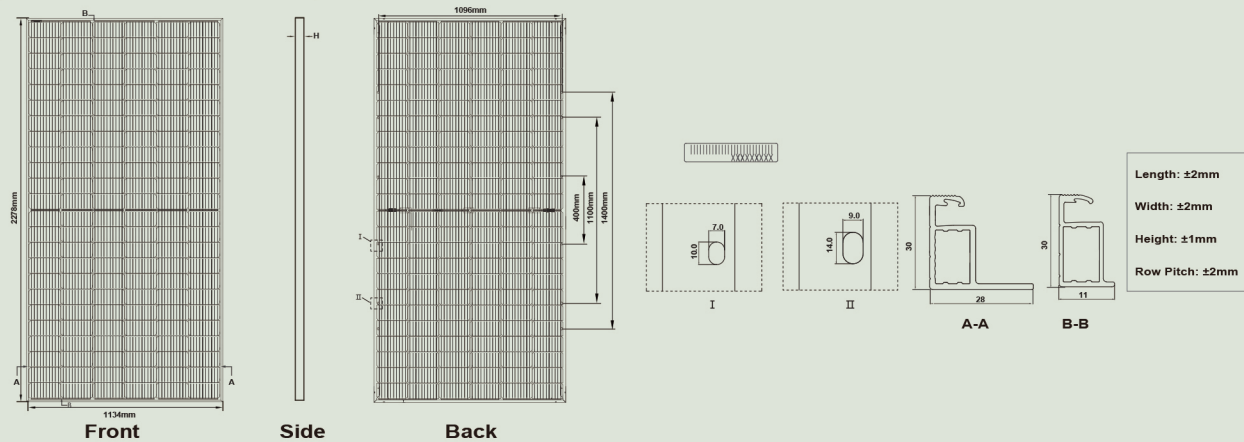
12 years	30 years	0.45%	
Product Warranty	Linear Power Warranty	Annual Degradation over 30 years	



IEC61215
IEC61730
UL61215
UL61730



DIMENSIONS OF PV MODULE(mm)



SPECIFICATIONS

Module Type	GSPV-M10/144H-535W		GSPV-M10/144H-540W		GSPV-M10/144H-545W		GSPV-M10/144H-550W		GSPV-M10/144H-555W	
	STC	NOCT	STC	NOCT	STC	NOCT	STC	NOCT	STC	NOCT
Maximum Power (Pmax)	535Wp	398Wp	540Wp	402Wp	545Wp	405Wp	550Wp	409Wp	555Wp	413Wp
Maximum Power Voltage (Vmp)	40.94V	37.94V	41.13V	38.08V	41.32V	38.25V	41.51V	38.42V	41.70V	38.59V
Maximum Power Current (Imp)	13.07A	10.49A	13.13A	10.55A	13.19A	10.60A	13.25V	10.65A	13.31A	10.70A
Open-circuit Voltage (Voc)	49.54V	46.76V	49.73V	46.94V	49.92V	47.12V	50.11V	47.30V	50.30V	47.48V
Short-circuit Current (Isc)	13.83A	11.17A	13.89A	11.22A	13.95A	11.27A	14.01A	11.32A	14.07A	11.36A
Module Efficiency STC (%)	20.71%		20.90%		21.10%		21.29%		21.48%	
Operating Temperature(°C)	-40°C~+85°C									
Maximum system voltage	1500VDC (IEC)									
Maximum series fuse rating	30A									
Power tolerance	0~+3%									
Temperature coefficients of Pmax	-0.35%/°C									
Temperature coefficients of Voc	-0.28%/°C									
Temperature coefficients of Isc	0.048%/°C									
Nominal operating cell temperature (NOCT)	45±2°C									
Refer. Bifacial Factor	70±5%									

BIFACIAL OUTPUT-REAR SIDE POWER GAIN

Gain	Parameter	535Wp	540Wp	545Wp	550Wp	555Wp
5%	Maximum Power (Pmax)	562Wp	567Wp	572Wp	578Wp	583Wp
	Module Efficiency STC (%)	21.76%	21.95%	22.15%	22.36%	22.56%
15%	Maximum Power (Pmax)	615Wp	621Wp	627Wp	633Wp	638Wp
	Module Efficiency STC (%)	23.81%	24.04%	24.26%	24.48%	24.71%
25%	Maximum Power (Pmax)	669Wp	675Wp	681Wp	688Wp	694Wp
	Module Efficiency STC (%)	25.90%	26.13%	26.37%	26.61%	26.86%

STC: Irradiance 1000W/m², Cell Temperature 25°C, Air Mass AM1.5. *Measuring tolerance: ±3%.
 NOCT: Irradiance at 800w/m²; Ambient Temperature 20°C; Wind Speed 1m/s.

MECHANICAL DATA

Cell Type	P type Mono-crystalline
No. of cells	144 (6×24)
Dimensions	2278×1134×30mm (89.69×44.65×1.18 inch)
Weight	31 kg (68.34 lbs)
Front Glass	2.0mm, Anti-Reflection Coating
Back Glass	2.0mm, Heat Strengthened Glass
Frame	Anodized Aluminium Alloy
Junction Box	IP68 Rated
Output Cables	TUV 1×4.0mm ² (+): 400mm, (-): 200mm or Customized Length

PACKAGING

(Two pallets = One stack)

36pcs/pallets, 72pcs/stack, 720pcs/ 40'HQ Container

Electrical Performance & Temperature Dependence

