












■ P-Type Solar Module

KEY FEATURES

-  Excellent performance in low-light environments
-  High quality junction box and connector systems
-  100% inspection, to guarantee the reliability of solar systems
-  Lower temperature
-  Anti PID
-  Enhanced safety by excellent fire resistance
-  Perfect for sandy, snowy and high latitude regions
-  Lower operating temperature, more reliable
-  Cutcell, Less internal power loss, Less mismatch loss



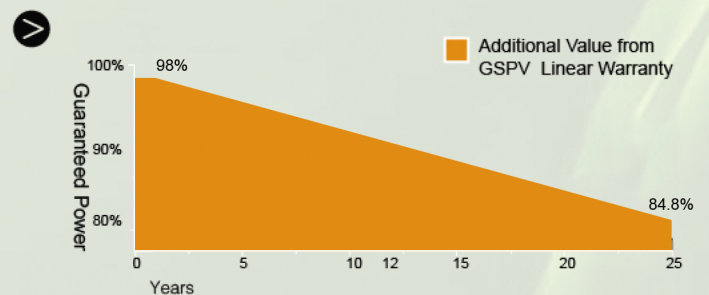
GSPV-M10/132H-390W-410W 390~410 Watt

➤ 182mm 132 Cells PV Solar Module

BLACK *BLACK FRAME/BLACK BACK-SHEET PRODUCTS ARE AVAILABLE UPON REQUEST

➤

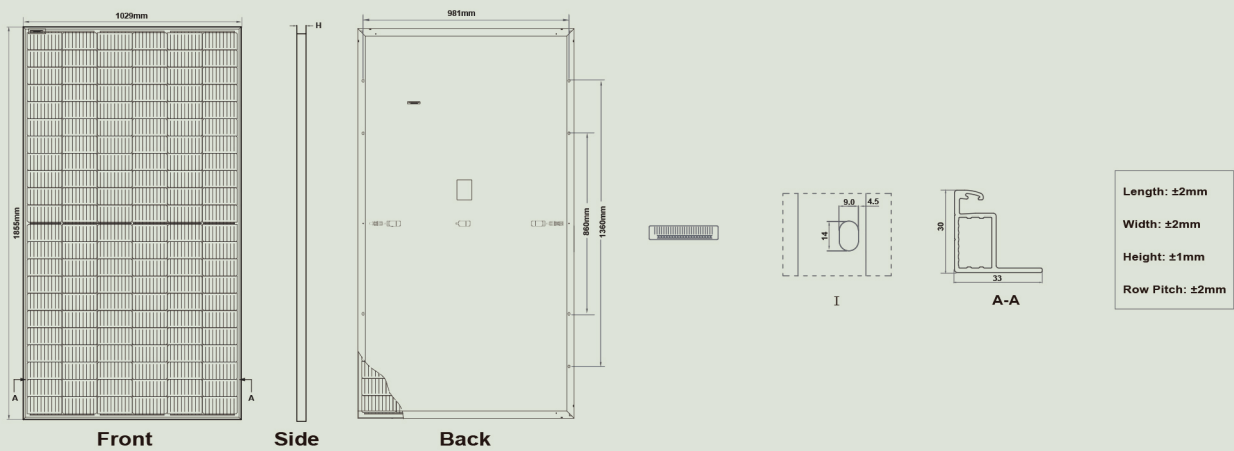
12 Years Material & Craft Quality assurance	12 Years 90% Output Power guarantee	25 Years 80% Output Power guarantee	
--	--	--	---



IEC61215
IEC61730
UL61215
UL61730



DIMENSIONS OF PV MODULE(mm)



SPECIFICATIONS

Module Type	GSPV-M10/132H-390W		GSPV-M10/132H-395W		GSPV-M10/132H-400W		GSPV-M10/132H-405W		GSPV-M10/132H-410W	
	STC	NOCT	STC	NOCT	STC	NOCT	STC	NOCT	STC	NOCT
Maximum Power (Pmax)	390Wp	290Wp	395Wp	294Wp	400Wp	298Wp	405Wp	301Wp	410Wp	305Wp
Maximum Power Voltage (Vmp)	36.49V	33.66V	36.58V	33.82V	36.67V	33.86V	36.76V	33.97V	36.84V	34.04V
Maximum Power Current (Imp)	10.69A	8.62A	10.80A	8.69A	10.91A	8.79A	11.02V	8.87A	11.13A	8.96A
Open-circuit Voltage (Voc)	43.75V	41.29V	43.93V	41.47V	44.12V	41.64V	44.20V	41.72V	44.29V	41.80V
Short-circuit Current (Isc)	11.39A	9.20A	11.48A	9.27A	11.57A	9.34A	11.68A	9.43A	11.79A	9.52A
Module Efficiency STC (%)	20.43%		20.69%		20.96%		21.22%		21.48%	
Operating Temperature(°C)	-40°C~+85°C									
Maximum system voltage	1000/1500VDC (IEC)									
Maximum series fuse rating	20A									
Power tolerance	0~+3%									
Temperature coefficients of Pmax	-0.35%/°C									
Temperature coefficients of Voc	-0.28%/°C									
Temperature coefficients of Isc	0.048%/°C									
Nominal operating cell temperature (NOCT)	45±2°C									

STC: Irradiance 1000W/m², Cell Temperature 25°C, Air Mass AM1.5. *Measuring tolerance: ±3%.
 NOCT: Irradiance at 800w/m², Ambient Temperature 20°C, Wind Speed 1m/s.

MECHANICAL DATA

Cell Type	P type Mono-crystalline
No. of cells	132 (2×66)
Dimensions	1855×1029×30mm (73.03×40.51×1.18 inch)
Weight	20.8kg (45.86 lbs)
Front Glass	3.2mm, Anti-Reflection Coating, High Transmission, Low Iron, Tempered Glass
Frame	Anodized Aluminium Alloy
Junction Box	IP68 Rated
Output Cables	TUV 1×4.0mm ² (+): 290mm, (-): 145mm or Customized Length

PACKAGING

(Two pallets = One stack)

36pcs/pallets, 72pcs/stack, 864pcs/ 40'HQ Container

Electrical Performance & Temperature Dependence

